





Test Groups Cane Quality Report - Crop 2015(Sorted by Todate RF)



REPORT NO.6-2015
WEEK ENDING: March- 08--15

SET 1

| | Test Group | Deliveries 2015 | | WEIGHT FACTOR | BRIX | TONS BRIX | POL | TONS POL | PURITY | NON-POL | TC/TS | | Relative Factor | | Mud% Cane | | |
|----|--|-----------------|---------------------|---------------------|---------|-----------|-----------|----------|-----------|---------|-------|-------------|-----------------|---------------|---------------|-------------|-------------|
| | | Week | Todate | | | | | | | | Week | Todate | Week | Todate | Week | Todate | |
| 1 | San Narciso | BSCFA-13 | 2,663.5725 | 15,009.3522 | 2,663 | 19.73 | 525.32 | 17.50 | 466.06 | 88.70 | 2.23 | 7.76 | 8.12 | 1.0271 | 1.0493 | 3.56 | 3.53 |
| 2 | Patchakan, Louiseville, San Lazaro, Douglas | PSPA-17 | 3,375.3511 | 18,910.3543 | 3,376 | 19.83 | 669.48 | 17.57 | 593.24 | 88.60 | 2.26 | 7.73 | 8.20 | 1.0310 | 1.0390 | 3.65 | 3.47 |
| 3 | San Jose/Douglas | BSCFA-5 | 3,030.2294 | 16,924.6471 | 3,029 | 19.78 | 599.06 | 17.51 | 530.43 | 88.52 | 2.27 | 7.76 | 8.23 | 1.0271 | 1.0352 | 3.73 | 3.71 |
| 4 | Louiseville | BSCFA-9 | 3,297.3998 | 18,349.5887 | 2,787 | 19.53 | 544.17 | 17.33 | 483.04 | 88.74 | 2.20 | 7.84 | 8.33 | 1.0166 | 1.0228 | 3.09 | 3.49 |
| 5 | Czl, Lville, SN, Lib, Cal, Pchkn, SV, Prog | CSPA-18 | 3,717.2672 | 19,822.5919 | 3,718 | 19.87 | 738.92 | 17.77 | 660.67 | 89.43 | 2.10 | 7.61 | 8.36 | 1.0473 | 1.0191 | 3.82 | 3.74 |
| 6 | San Roman/Progreso/Yo Creek | BSCFA-6 | 3,429.4837 | 18,695.9881 | 3,429 | 19.49 | 668.40 | 17.33 | 594.33 | 88.92 | 2.16 | 7.83 | 8.38 | 1.0179 | 1.0167 | 4.09 | 3.79 |
| 7 | Caledonia | BSCFA-12 | 2,291.8227 | 14,850.2007 | 1,933 | 19.18 | 370.76 | 16.95 | 327.55 | 88.37 | 2.23 | 8.03 | 8.41 | 0.9925 | 1.0131 | 3.67 | 3.51 |
| 8 | Douglas, Guinea Grass, San Jose, San Estevan | PSPA-16 | 2,075.4244 | 11,334.9243 | 1,815 | 19.74 | 358.25 | 17.69 | 321.14 | 89.61 | 2.05 | 7.64 | 8.44 | 1.0432 | 1.0095 | 4.23 | 3.98 |
| 9 | Cane Growing Project (BSI) | CGP-7 | 2,543.5745 | 14,234.8097 | 2,543 | 18.55 | 471.75 | 16.25 | 413.29 | 87.60 | 2.30 | 8.41 | 8.45 | 0.9477 | 1.0083 | 3.82 | 3.51 |
| 10 | Research (BSI) | RSCH-19 | 2,830.2987 | 13,611.6535 | 2,831 | 18.72 | 529.87 | 16.54 | 468.28 | 88.35 | 2.18 | 8.22 | 8.53 | 0.9696 | 0.9988 | 3.73 | 3.61 |
| 11 | San Lazaro | BSCFA-4 | 5,579.9510 | 30,602.8087 | 5,580 | 19.22 | 1072.74 | 16.62 | 927.16 | 86.47 | 2.60 | 8.28 | 8.56 | 0.9626 | 0.9953 | 4.26 | 4.11 |
| 12 | Orange Walk | BSCFA-1 | 2,865.8732 | 16,175.3611 | 2,865 | 19.34 | 554.08 | 17.07 | 489.03 | 88.26 | 2.27 | 7.97 | 8.63 | 1.0000 | 0.9873 | 3.73 | 3.64 |
| 13 | San Estevan | BSCFA-3 | 2,696.4672 | 15,897.2986 | 2,697 | 18.87 | 508.91 | 16.59 | 447.54 | 87.92 | 2.28 | 8.22 | 8.63 | 0.9696 | 0.9873 | 3.47 | 3.69 |
| 14 | Orange Walk/ San Roman | PSPA-14 | 1,998.2808 | 11,318.9088 | 1,999 | 20.04 | 400.62 | 17.78 | 355.34 | 88.72 | 2.26 | 7.64 | 8.67 | 1.0432 | 0.9827 | 3.74 | 3.73 |
| 15 | Progreso/ Guinea Grass | BSCFA-2 | 1,935.0647 | 10,732.3152 | 1,934 | 19.16 | 370.52 | 16.89 | 326.64 | 88.15 | 2.27 | 8.06 | 8.68 | 0.9888 | 0.9816 | 3.83 | 3.65 |
| 16 | San Estevan | PSPA-15 | 2,936.1152 | 16,119.0185 | 2,936 | 19.54 | 573.55 | 17.49 | 513.41 | 89.51 | 2.05 | 7.73 | 8.68 | 1.0310 | 0.9816 | 3.91 | 3.78 |
| 17 | Libertad/San Victor/Patchakan | BSCFA-11 | 2,096.9367 | 13,373.2145 | 2,097 | 19.05 | 399.52 | 16.75 | 351.22 | 87.93 | 2.30 | 8.14 | 8.70 | 0.9791 | 0.9793 | 3.73 | 3.37 |
| 18 | Xaibe/San Joaquin | BSCFA-8 | 2,523.6091 | 14,444.9441 | 2,157 | 19.18 | 413.70 | 16.76 | 361.44 | 87.38 | 2.42 | 8.16 | 8.84 | 0.9767 | 0.9638 | 3.55 | 3.28 |
| 19 | Corozal | BSCFA-10 | 3,130.4526 | 18,779.7182 | 2,172 | 19.04 | 413.62 | 16.38 | 355.82 | 86.03 | 2.66 | 8.42 | 9.31 | 0.9466 | 0.9151 | 4.57 | 3.79 |
| | | | | | | | | | | | | | | | | | |
| | | | 55,017.1745 | 309,187.6982 | 52,561 | 19.37 | 10,183.24 | 17.10 | 8,985.63 | 88.28 | 2.27 | 7.97 | 8.52 | 1.0000 | 1.0000 | 3.82 | 3.67 |
| | | | 254,170.5237 | | 234,278 | 18.44 | 43,204.01 | 16.21 | 37,980.31 | 87.91 | 2.23 | 8.65 | | | | | |
| | | | 309,187.6982 | | 286,839 | 18.61 | 53,387.25 | 16.37 | 46,965.94 | 87.96 | 2.24 | 8.52 | | 1.0000 | | | |

 José Cawich (BSI)
 Eloy Ak (SCPC)
 Alfonso Briseño (BSCFA)
 Marla Quetzal (PSPA)