





# Test Groups Cane Quality Report - Crop 2015(Sorted by Todate RF)



REPORT NO.5-2015  
WEEK ENDING: March- 01--15

|    | Test Group                                   | Deliveries 2015 |                     | WEIGHT FACTOR       | BRIX    | TONS BRIX | POL       | TONS POL | PURITY    | NON-POL | TC/TS |             | Relative Factor |        | Mud%Cane |             |             |
|----|--|-----------------|---------------------|---------------------|---------|-----------|-----------|----------|-----------|---------|-------|-------------|-----------------|--------|----------|-------------|-------------|
|    |  | Week            | Todate              |                     |         |           |           |          |           |         | Week  | Todate      | Week            | Todate | Week     | Todate      |             |
| 1  | San Narciso                                  | BSCFA-13        | 2,526.4413          | 12,345.7797         | 2,525   | 19.48     | 491.81    | 17.38    | 438.81    | 89.22   | 2.10  | 7.93        | 8.20            | 1.0429 | 1.0549   | 3.62        | 3.52        |
| 2  | Patchakan, Louiseville, San Lazaro, Douglas  | PSPA-17         | 3,203.0087          | 15,535.0032         | 2,248   | 19.63     | 441.36    | 17.49    | 393.09    | 89.10   | 2.14  | 7.88        | 8.31            | 1.0495 | 1.0409   | 3.72        | 3.43        |
| 3  | San Jose/Douglas                             | BSCFA-5         | 2,838.9758          | 13,894.4177         | 2,453   | 19.64     | 481.67    | 17.49    | 429.00    | 89.05   | 2.15  | 7.88        | 8.33            | 1.0495 | 1.0384   | 4.11        | 3.70        |
| 4  | Louiseville                                  | BSCFA-9         | 3,070.1043          | 15,052.1889         | 2,571   | 19.40     | 498.78    | 17.34    | 445.71    | 89.38   | 2.06  | 7.95        | 8.43            | 1.0403 | 1.0261   | 3.70        | 3.56        |
| 5  | Cane Growing Project (BSI)                   | CGP-7           | 2,358.6966          | 11,691.2352         | 2,359   | 18.65     | 439.95    | 16.51    | 389.45    | 88.53   | 2.14  | 8.38        | 8.46            | 0.9869 | 1.0225   | 3.53        | 3.44        |
| 6  | Caledonia                                    | BSCFA-12        | 2,650.9583          | 12,558.3780         | 2,337   | 19.18     | 448.20    | 17.08    | 399.05    | 89.05   | 2.10  | 8.08        | 8.49            | 1.0235 | 1.0188   | 3.58        | 3.48        |
| 7  | San Roman/Progreso/Yo Creek                  | BSCFA-6         | 3,229.6572          | 15,266.5043         | 2,805   | 19.13     | 536.64    | 16.88    | 473.36    | 88.24   | 2.25  | 8.21        | 8.50            | 1.0073 | 1.0176   | 3.82        | 3.73        |
| 8  | Czl, Lville, SN, Lib, Cal, Pchkn, SV, Prog   | CSPA-18         | 3,250.8774          | 16,105.3247         | 2,258   | 19.60     | 442.59    | 17.36    | 391.96    | 88.57   | 2.24  | 7.97        | 8.57            | 1.0376 | 1.0093   | 3.81        | 3.72        |
| 9  | Research (BSI)                               | RSCH-19         | 1,968.7620          | 10,781.3548         | 1,330   | 18.35     | 244.11    | 16.21    | 215.55    | 88.34   | 2.14  | 8.54        | 8.60            | 0.9684 | 1.0058   | 3.53        | 3.58        |
| 10 | San Lazaro                                   | BSCFA-4         | 5,112.1082          | 25,022.8577         | 5,113   | 19.07     | 974.88    | 16.43    | 840.08    | 86.16   | 2.64  | 8.54        | 8.63            | 0.9684 | 1.0023   | 4.04        | 4.07        |
| 11 | Douglas, Guinea Grass, San Jose, San Estevan | PSPA-16         | 1,916.8672          | 9,259.4999          | 1,655   | 19.13     | 316.52    | 16.82    | 278.44    | 87.92   | 2.31  | 8.26        | 8.63            | 1.0012 | 1.0023   | 3.87        | 3.92        |
| 12 | San Estevan                                  | BSCFA-3         | 2,542.1800          | 13,200.8315         | 1,839   | 18.53     | 340.78    | 16.14    | 296.85    | 87.10   | 2.39  | 8.64        | 8.72            | 0.9572 | 0.9920   | 3.72        | 3.74        |
| 13 | Orange Walk                                  | BSCFA-1         | 2,676.3875          | 13,309.4879         | 2,311   | 18.87     | 436.00    | 16.59    | 383.35    | 87.92   | 2.28  | 8.37        | 8.79            | 0.9881 | 0.9841   | 3.54        | 3.62        |
| 14 | Libertad/San Victor/Patchakan                | BSCFA-11        | 2,308.3894          | 11,276.2778         | 2,008   | 18.68     | 375.12    | 16.50    | 331.35    | 88.33   | 2.18  | 8.39        | 8.80            | 0.9857 | 0.9830   | 3.39        | 3.30        |
| 15 | Progreso/ Guinea Grass                       | BSCFA-2         | 1,802.0155          | 8,797.2505          | 1,803   | 18.80     | 338.98    | 16.55    | 298.40    | 88.03   | 2.25  | 8.38        | 8.83            | 0.9869 | 0.9796   | 3.52        | 3.61        |
| 16 | San Estevan                                  | PSPA-15         | 2,676.8828          | 13,182.9033         | 1,921   | 18.75     | 360.28    | 16.57    | 318.37    | 88.37   | 2.18  | 8.36        | 8.94            | 0.9892 | 0.9676   | 3.70        | 3.75        |
| 17 | Orange Walk/ San Roman                       | PSPA-14         | 1,920.2126          | 9,320.6280          | 1,379   | 18.95     | 261.33    | 16.38    | 225.89    | 86.44   | 2.57  | 8.55        | 8.96            | 0.9673 | 0.9654   | 3.46        | 3.73        |
| 18 | Xaibe/San Joaquin                            | BSCFA-8         | 2,418.9458          | 11,921.3350         | 2,031   | 18.98     | 385.48    | 16.74    | 340.02    | 88.20   | 2.24  | 8.28        | 8.98            | 0.9988 | 0.9633   | 3.40        | 3.23        |
| 19 | Corozal                                      | BSCFA-10        | 3,197.1995          | 15,649.2656         | 3,198   | 18.41     | 588.87    | 15.90    | 508.50    | 86.37   | 2.51  | 8.80        | 9.47            | 0.9398 | 0.9134   | 3.80        | 3.67        |
|    |  |                 |                     |                     |         |           |           |          |           |         |       |             |                 |        |          |             |             |
|    |  |                 | <b>51,668.6699</b>  | <b>254,170.5237</b> | 44,144  | 19.04     | 8,403.35  | 16.76    | 7,397.23  | 88.03   | 2.28  | <b>8.27</b> | <b>8.65</b>     | 1.0000 | 1.0000   | <b>3.71</b> | <b>3.64</b> |
|    |  |                 | <b>202,501.8538</b> |                     | 190,134 | 18.30     | 34,800.66 | 16.09    | 30,583.08 | 87.92   | 2.21  | 8.75        |                 |        |          |             |             |
|    |  |                 | <b>254,170.5237</b> |                     | 234,278 | 18.44     | 43,204.01 | 16.21    | 37,980.31 | 87.91   | 2.23  | <b>8.65</b> |                 | 1.0000 |          |             |             |

 José Cawich (BSI)  
 Eloy Ak (SCPC)  
 Alfonso Briseño (BSCFA)  
 Marla Quetzal (PSPA)

