


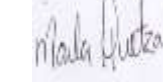


Test Groups Cane Quality Report - Crop 2015(Sorted by Todate RF)

REPORT NO.15-2015
WEEK ENDING: May- 10--15

	Test Group	Deliveries 2015		WEIGHT FACTOR	BRIX	TONS BRIX	POL	TONS POL	PURITY	NON-POL	TC/TS		Relative Factor		Mud%Cane		
		Week	Todate								Week	Todate	Week	Todate	Week	Todate	
1	Patchakan, Louiseville, San Lazaro, Douglas	PSPA-17	3,403.5770	46,638.1937	2,276	20.94	476.64	18.75	426.75	89.54	2.19	7.70	7.86	1.0312	1.0267	5.92	4.01
2	San Narciso	BSCFA-13	2,484.6055	37,221.8055	2,485	20.68	513.87	18.58	461.76	89.85	2.10	7.75	7.87	1.0245	1.0254	5.20	4.17
3	Czl, Lville, SN, Lib, Cal, Pchkn, SV, Prog	CSPA-18	3,516.1274	48,725.0740	2,411	20.67	498.32	18.33	442.05	88.68	2.34	7.91	7.90	1.0038	1.0215	6.22	4.31
4	Louiseville	BSCFA-9	2,853.8889	45,421.7431	2,825	20.47	578.40	18.22	514.74	89.01	2.25	7.94	7.94	1.0000	1.0164	5.20	4.25
5	San Roman/Progreso/Yo Creek	BSCFA-6	2,897.4317	47,010.6801	1,555	20.61	320.49	18.26	283.87	88.60	2.35	7.94	7.98	1.0000	1.0113	5.73	4.35
6	San Jose/Douglas	BSCFA-5	2,702.3348	42,083.0256	2,297	20.21	464.26	17.53	402.71	86.74	2.68	8.36	8.00	0.9498	1.0088	6.21	4.37
7	Douglas, Guinea Grass, San Jose, San Estevan	PSPA-16	2,088.0590	28,376.7346	1,826	20.25	369.80	18.07	329.87	89.23	2.18	8.00	8.01	0.9925	1.0075	5.44	4.35
8	San Lazaro	BSCFA-4	4,804.4940	74,809.1985	4,392	21.53	945.56	19.03	835.81	88.39	2.50	7.63	8.02	1.0406	1.0062	5.83	4.72
9	Caledonia	BSCFA-12	2,382.6525	37,628.7310	2,382	20.32	483.98	17.97	428.13	88.44	2.35	8.08	8.02	0.9827	1.0062	6.05	4.35
10	Orange Walk/ San Roman	PSPA-14	1,967.4411	28,163.1279	1,320	20.82	274.78	18.46	243.66	88.66	2.36	7.85	8.02	1.0115	1.0062	6.07	4.21
11	San Estevan	PSPA-15	2,848.7273	39,596.1162	2,277	20.68	470.82	18.43	419.71	89.12	2.25	7.85	8.08	1.0115	0.9988	5.58	4.18
12	Progreso/ Guinea Grass	BSCFA-2	1,749.1275	26,836.7661	1,328	20.45	271.57	18.14	240.86	88.70	2.31	7.99	8.12	0.9937	0.9938	5.61	4.10
13	San Estevan	BSCFA-3	2,606.6280	40,193.3504	2,421	20.60	498.79	18.21	440.97	88.40	2.39	7.97	8.13	0.9962	0.9926	5.05	4.14
14	Orange Walk	BSCFA-1	2,561.7491	39,165.3187	2,195	20.64	453.04	18.20	399.43	88.18	2.44	7.98	8.14	0.9950	0.9914	4.64	4.13
15	Cane Growing Project (BSI)	CGP-7	2,458.8334	34,851.4701	1,973	20.01	394.74	17.49	345.13	87.41	2.52	8.35	8.18	0.9509	0.9866	5.85	4.05
16	Xaibe/San Joaquin	BSCFA-8	2,589.4415	35,847.2982	2,259	20.62	465.85	18.05	407.79	87.54	2.57	8.08	8.24	0.9827	0.9794	5.02	3.89
17	Research (BSI)	RSCH-19	1,759.0391	33,404.9502	470	20.67	97.16	17.88	84.04	86.50	2.79	8.20	8.26	0.9683	0.9770	7.72	4.10
18	Libertad/San Victor/Patchakan	BSCFA-11	2,140.2103	33,883.0322	1,418	20.13	285.47	17.80	252.34	88.43	2.33	8.15	8.30	0.9742	0.9723	4.80	4.01
19	Corozal	BSCFA-10	2,997.5278	47,163.0216	2,006	21.24	426.10	18.71	375.34	88.09	2.53	7.77	8.42	1.0219	0.9584	4.91	4.39
			50,811.8959	767,019.6377	40,116	20.66	8,289.64	18.28	7,334.96	88.48	2.38	7.94	8.07	1.0000	1.0000	5.62	4.25
			716,207.7417		638,990	19.59	125,198.69	17.29	110,465.11	88.26	2.30	8.08					
			767,019.6377		679,106	19.66	133,488.33	17.35	117,800.07	88.25	2.31	8.07		1.0000			

 Luis Montero (BSI)
 Eloy Ak (SCPC)
 Alfonso Briseño (BSCFA)
 Marla Quetzal (PSPA)