





Test Groups Cane Quality Report - Crop 2015(Sorted by Todate RF)

REPORT NO.14-2015
WEEK ENDING: May- 3--15

	Test Group	Deliveries 2015		WEIGHT FACTOR	BRIX	TONS BRIX	POL	TONS POL	PURITY	NON-POL	TC/TS		Relative Factor		Mud% Cane		
		Week	Todate								Week	Todate	Week	Todate	Week	Todate	
1	Patchakan, Louiseville, San Lazaro, Douglas	PSPA-17	3,349.4850	43,234.6167	2,861	21.24	607.71	18.71	535.43	88.09	2.53	7.52	7.87	1.0332	1.0267	4.47	3.88
2	San Narciso	BSCFA-13	2,572.6361	34,737.2000	2,195	20.72	454.84	18.55	407.17	89.53	2.17	7.53	7.89	1.0319	1.0241	4.65	4.08
3	Czl, Lville, SN, Lib, Cal, Pchkn, SV, Prog	CSPA-18	3,045.8994	45,208.9466	2,488	21.13	525.61	18.67	464.50	88.36	2.46	7.53	7.90	1.0319	1.0228	5.65	4.19
4	Louiseville	BSCFA-9	3,127.8871	42,567.8542	3,127	20.57	643.35	18.25	570.58	88.72	2.32	7.69	7.94	1.0104	1.0176	5.76	4.17
5	San Jose/Douglas	BSCFA-5	3,057.7212	39,380.6908	2,160	19.98	431.48	17.55	379.00	87.84	2.43	8.03	7.97	0.9676	1.0138	5.90	4.25
6	San Roman/Progreso/Yo Creek	BSCFA-6	3,222.0139	44,113.2485	2,700	20.69	558.76	18.26	493.08	88.26	2.43	7.70	7.97	1.0091	1.0138	6.06	4.26
7	Douglas, Guinea Grass, San Jose, San Estevan	PSPA-16	1,718.6613	26,288.6757	925	20.31	187.83	17.83	164.96	87.79	2.48	7.91	8.01	0.9823	1.0087	5.44	4.26
8	Caledonia	BSCFA-12	2,658.7158	35,246.0785	2,287	20.39	466.39	17.90	409.36	87.79	2.49	7.88	8.02	0.9860	1.0075	6.05	4.22
9	Orange Walk/ San Roman	PSPA-14	1,880.7492	26,195.6868	972	21.07	204.81	18.75	182.25	88.99	2.32	7.47	8.02	1.0402	1.0075	5.59	4.08
10	San Lazaro	BSCFA-4	5,337.6790	70,004.7045	4,587	20.98	962.25	18.37	842.57	87.56	2.61	7.69	8.05	1.0104	1.0037	7.03	4.63
11	San Estevan	PSPA-15	2,395.0483	36,747.3889	1,504	20.87	313.89	18.38	276.43	88.07	2.49	7.66	8.10	1.0144	0.9975	4.92	4.07
12	Progreso/ Guinea Grass	BSCFA-2	1,894.0112	25,087.6385	230	20.29	46.67	18.43	42.39	90.83	1.86	7.52	8.12	1.0332	0.9951	6.89	3.99
13	San Estevan	BSCFA-3	2,889.0289	37,586.7224	1,334	20.71	276.24	18.52	247.00	89.43	2.19	7.55	8.13	1.0291	0.9939	5.58	4.06
14	Orange Walk	BSCFA-1	2,667.8196	36,603.5696	2,669	20.69	552.31	18.14	484.07	87.68	2.55	7.78	8.14	0.9987	0.9926	5.53	4.08
15	Cane Growing Project (BSI)	CGP-7	2,411.5159	32,392.6367	1,485	20.57	305.51	17.75	263.52	86.29	2.82	8.01	8.16	0.9700	0.9902	4.61	3.92
16	Research (BSI)	RSCB-19	2,007.9231	31,645.9111	537	19.42	104.28	15.46	83.00	79.61	3.96	9.62	8.24	0.8077	0.9806	4.97	4.00
17	Xaibe/San Joaquin	BSCFA-8	2,213.4878	33,257.8566	1,254	21.33	267.49	18.72	234.80	87.76	2.61	7.54	8.26	1.0305	0.9782	4.40	3.80
18	Libertad/San Victor/Patchakan	BSCFA-11	2,363.6651	31,742.8219	2,362	19.88	469.53	17.44	411.84	87.73	2.44	8.09	8.29	0.9604	0.9747	5.01	3.94
19	Corozal	BSCFA-10	3,328.5036	44,165.4938	3,329	20.89	695.55	18.18	605.18	87.03	2.71	7.79	8.45	0.9974	0.9562	5.86	4.33
			52,142.4515	716,207.7417	39,006	20.70	8,074.50	18.19	7,097.13	87.87	2.51	7.77	8.08	1.0000	1.0000	5.58	4.15
			664,065.2903		599,984	19.52	117,124.26	17.23	103,367.98	88.27	2.29	8.10					
			716,207.7417		638,990	19.59	125,198.76	17.29	110,465.11	88.26	2.30	8.08		1.0000			

 Luis Montero (BSI)
 Eloy Ak (SCPC)
 Alfonso Briseño (BSCFA)
 Marla Quetzal (PSPA)