


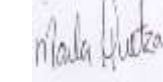


Test Groups Cane Quality Report - Crop 2015(Sorted by Todate RF)

REPORT NO.10-2015
WEEK ENDING: April- 5--15

	Test Group	Deliveries 2015		WEIGHT FACTOR	BRIX	TONS BRIX	POL	TONS POL	PURITY	NON-POL	TC/TS		Relative Factor		Mud% Cane		
		Week	Todate								Week	Todate	Week	Todate	Week	Todate	
1	San Narciso	BSCFA-13	1,978.9149	24,690.8634	1,928	19.86	382.94	17.89	345.00	90.08	1.97	7.92	8.02	0.9949	1.0337	5.36	3.94
2	Patchakan, Louiseville, San Lazaro, Douglas	PSPA-17	2,790.8836	30,909.9327	2,689	20.11	540.67	17.91	481.49	89.06	2.20	7.95	8.07	0.9912	1.0273	4.15	3.81
3	San Jose/Douglas	BSCFA-5	1,993.5155	27,646.2049	1,625	20.13	327.16	17.83	289.66	88.57	2.30	8.00	8.09	0.9850	1.0247	5.93	4.09
4	Louiseville	BSCFA-9	2,518.8057	30,276.6643	2,322	20.10	466.62	18.04	418.79	89.75	2.06	7.87	8.13	1.0013	1.0197	5.27	3.94
5	Czl, Lville, SN, Lib, Cal, Pchkn, SV, Prog	CSPA-18	2,821.8299	32,269.9410	2,572	20.22	520.16	18.23	468.79	90.16	1.99	7.76	8.13	1.0155	1.0197	4.70	3.99
6	San Roman/Progreso/Yo Creek	BSCFA-6	2,141.5006	30,858.4088	2,113	20.22	427.22	17.86	377.42	88.33	2.36	8.00	8.16	0.9850	1.0159	5.04	4.10
7	Douglas, Guinea Grass, San Jose, San Estevan	PSPA-16	1,804.3930	18,853.1735	1,412	20.33	286.99	18.33	258.85	90.16	2.00	7.72	8.16	1.0207	1.0159	5.26	4.28
8	Caledonia	BSCFA-12	1,984.9883	25,055.0208	1,903	19.78	376.42	17.61	335.12	89.03	2.17	8.09	8.22	0.9740	1.0085	6.35	4.06
9	Orange Walk/ San Roman	PSPA-14	1,510.0942	18,597.1365	1,385	20.39	282.37	18.25	252.74	89.50	2.14	7.79	8.30	1.0116	0.9988	5.14	4.03
10	Cane Growing Project (BSI)	CGP-7	1,805.7977	23,173.0142	1,464	20.23	296.20	18.13	265.42	89.62	2.10	7.83	8.33	1.0064	0.9952	4.29	3.79
11	Orange Walk	BSCFA-1	1,635.4569	25,735.8048	1,613	20.00	322.68	17.72	285.75	88.60	2.28	8.06	8.34	0.9777	0.9940	4.72	3.86
12	Progreso/ Guinea Grass	BSCFA-2	1,223.6265	17,554.7328	1,212	20.40	247.20	18.06	218.83	88.53	2.34	7.91	8.35	0.9962	0.9928	4.62	3.90
13	San Estevan	PSPA-15	2,419.5783	26,367.7980	2,273	20.00	454.68	18.04	409.98	90.20	1.96	7.85	8.37	1.0038	0.9904	4.85	4.04
14	San Estevan	BSCFA-3	1,805.0789	26,118.2993	1,804	20.11	362.87	17.86	322.23	88.81	2.25	7.98	8.38	0.9875	0.9893	5.17	3.95
15	San Lazaro	BSCFA-4	3,812.5244	49,662.2430	1,938	21.28	412.32	18.83	364.87	88.49	2.45	7.59	8.39	1.0382	0.9881	5.14	4.36
16	Research (BSI)	RSCH-19	2,469.8372	22,918.2041	1,671	20.84	348.23	18.68	312.15	89.64	2.16	7.60	8.41	1.0368	0.9857	4.30	3.89
17	Libertad/San Victor/Patchakan	BSCFA-11	1,826.7004	22,508.5175	1,687	19.49	328.79	17.40	293.58	89.28	2.09	8.17	8.46	0.9645	0.9799	5.71	3.86
18	Xaibe/San Joaquin	BSCFA-8	1,872.8113	23,808.6907	1,804	20.05	361.78	17.74	319.95	88.48	2.31	8.05	8.54	0.9789	0.9707	4.45	3.62
19	Corozal	BSCFA-10	2,431.4102	31,258.8875	2,329	20.38	474.70	17.78	414.10	87.24	2.60	8.09	8.79	0.9740	0.9431	4.60	4.16
			40,847.7476	508,263.5381	35,744	20.20	7,220.00	18.00	6,434.72	89.11	2.20	7.88	8.29	1.0000	1.0000	4.98	4.00
			467,415.7905		428,453	18.99	81,379.05	16.75	71,761.68	88.20	2.24	8.33					
			508,263.5381		464,197	19.09	88,599.05	16.85	78,196.40	88.27	2.24	8.29		1.0000			

 Luis Montero (BSI)
 Eloy Ak (SCPC)
 Alfonso Briseño (BSCFA)
 Marla Quetzal (PSPA)